



APARTMENTS®
H STREET

HR
RETAIL
A MEMBER OF CHAINLINKS RETAIL ADVISORS



APARTMENTS® H STREET

Located within DC's rapidly growing H Street Corridor, **Link Apartments H Street** offers a prime opportunity for retailers seeking visibility in one of the city's most dynamic mixed-use neighborhoods. Positioned within a newly developed **11 story residential** community featuring **181 luxury apartment** units, the property benefits from strong built in foot traffic, excellent walkability, and convenient access to public transit. The surrounding corridor is known for its vibrant mix of restaurants, entertainment venues, boutique retail, and neighborhood services, making it an ideal location for retail concepts looking to connect with an active urban customer base. With USPS committing to a portion of the space reinforcing its long term presence along the H Street Corridor, the remaining **3,341 square feet** offers an opportunity for a single user or can be demised into two retail spaces.

PROPERTY HIGHLIGHTS

- 181,000 SF luxury residential community with 181 apartment units
- 3,341 SF of retail available
- Demising option available
- 16' ceiling height

MARKET AERIAL

2025 DEMOGRAPHICS



Total Population

0.5 MILE

18,110



Daytime Population

16,247



Median HH Income

\$88,701

1 MILE

42,026

34,229

\$120,573

2 MILES

151,334

200,661

\$113,898

JOIN H STREET CORRIDOR'S ECLECTIC RETAIL MIX

WHOLE FOODS MARKET



Orangetheory FITNESS

MAKETTO

[solidcore]



insomnia cookies

petco



CLOSE IN AERIAL

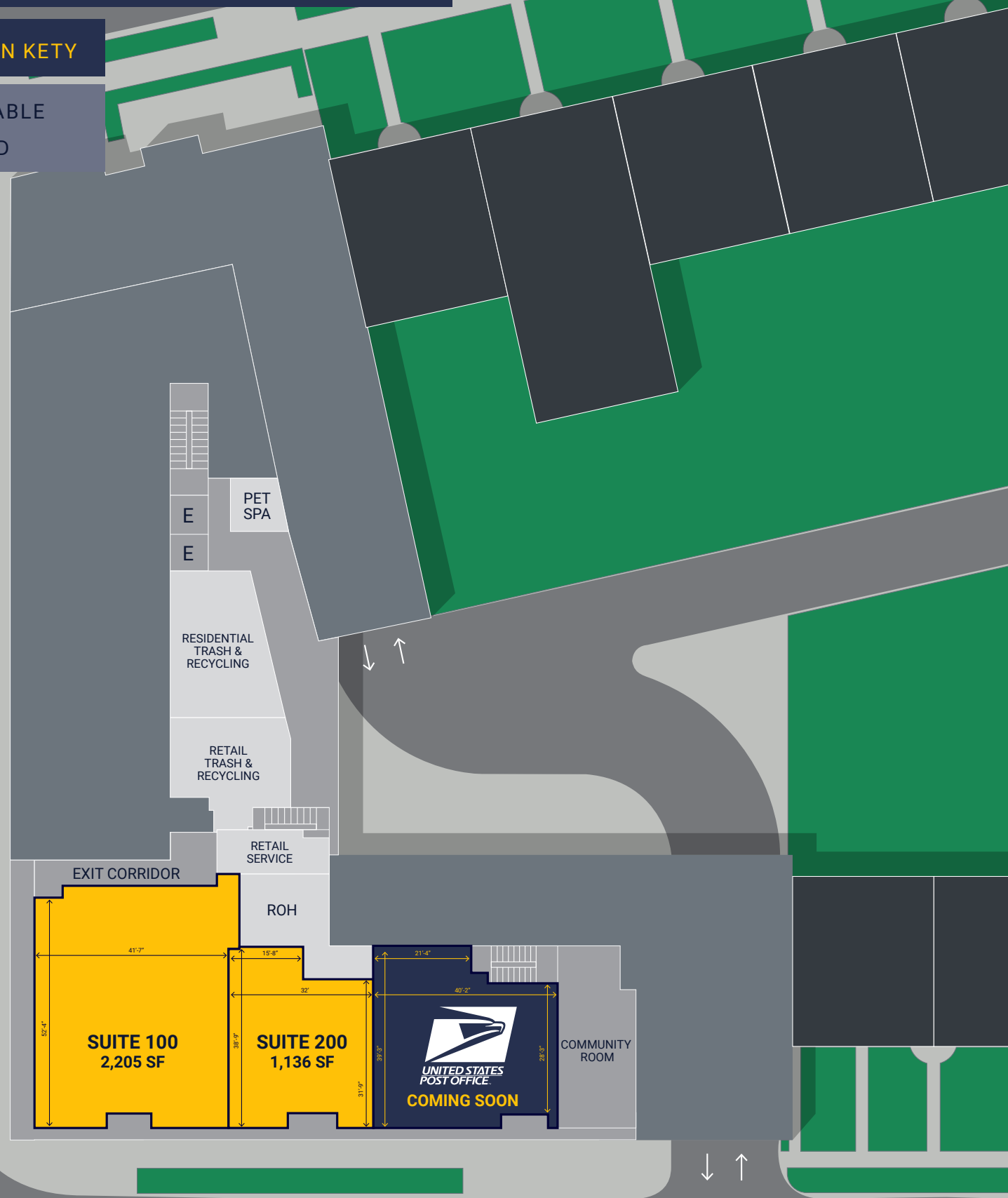


EXISTING SITE PLAN

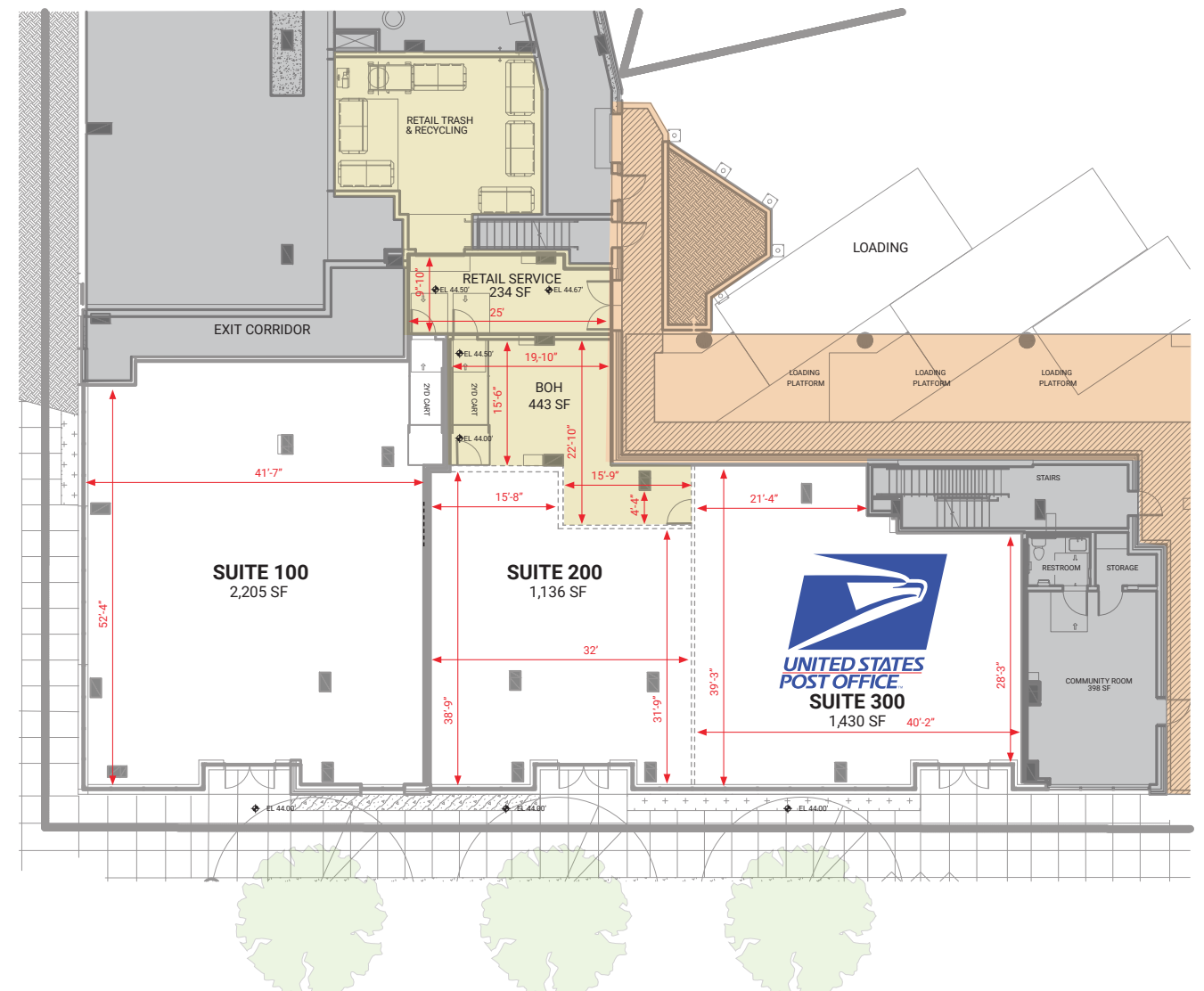
SITE PLAN KEY

- AVAILABLE
- LEASED

17TH STREET NE



BENNING ROAD NE





TAPESTRY PROFILE

Tapestry Profile

Link Apartments | Ring of 0.5 miles



8,331
Households

36.4 ↓
Median Age
8.1% lower than United States.

\$88.7K ↑
Median HH Income
8.7% higher than United States.

\$673.4K ↑
Median Home Value
81.7% higher than United States.

7.6
Home Value to Income Ratio
Median home value divided by median household income

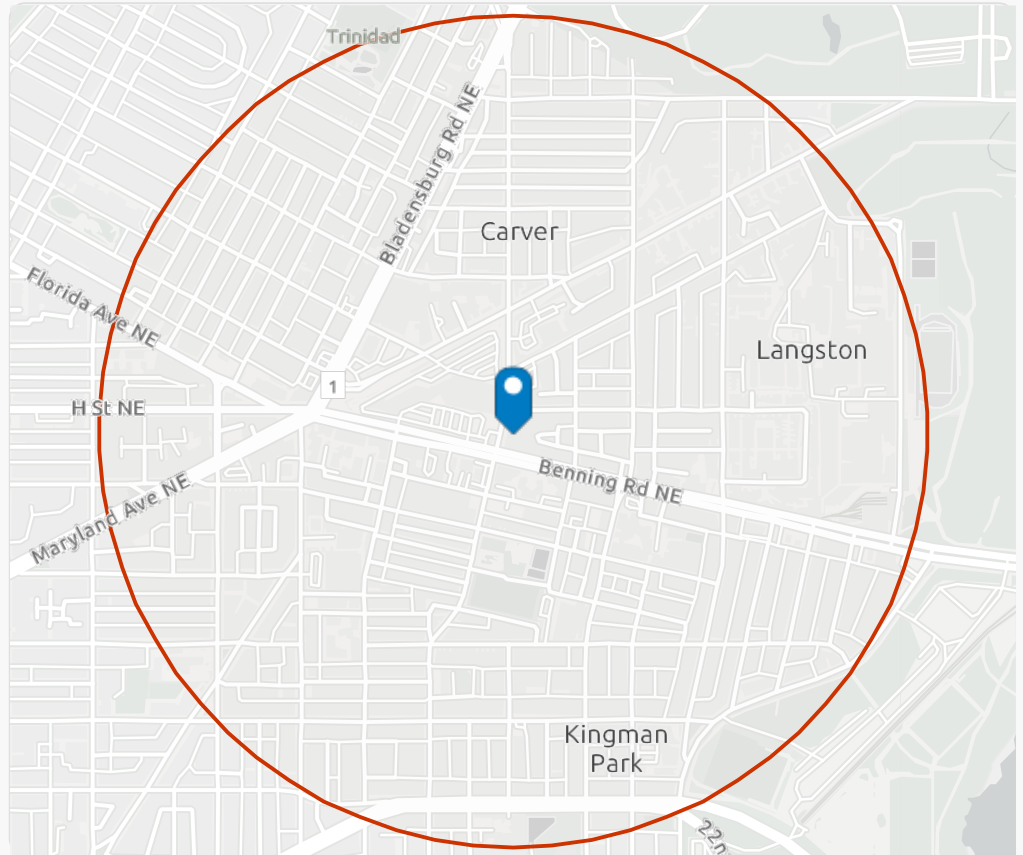
Tapestry

Top 5 segments by household count

- D2 Trendsetters >** 3,741 | **44.9%**
- F4 City Strivers >** 1,330 | **16.0%**
- D5 Laptops and Lattes >** 1,049 | **12.6%**
- C2 Kids and Kin >** 1,005 | **12.1%**
- D4 Metro Renters >** 717 | **8.6%**
- Other** 489 | **5.9%**

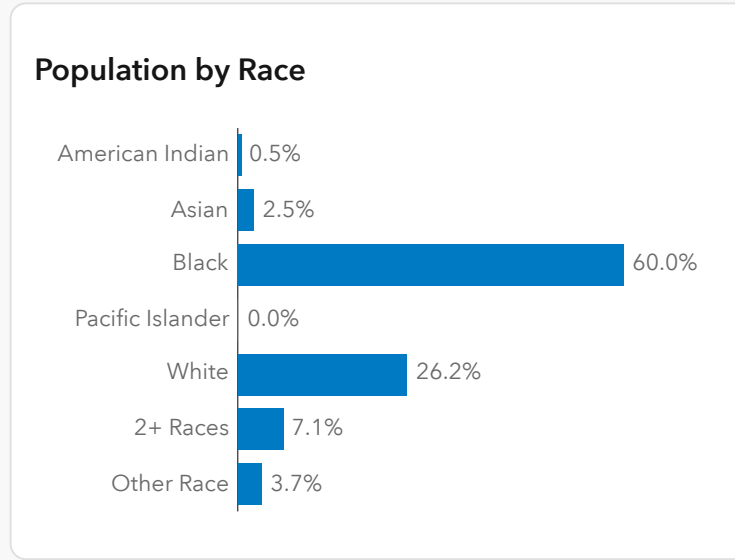
Trendsetters accounts for 44.9% of households in the area which is **43.6% higher** than the U.S.

[View comparison table](#)



Diversity Index **62.9**

0 to 100 scale



	0.5 MILE	1 MILE	2 MILES
POPULATION			
2010 Total Population	15,848	36,727	112,641
2020 Total Population	17,024	41,572	138,769
2025 Total Population	18,110	42,026	151,334
2030 Total Population	18,449	41,754	153,831
2025-2030 Annual Rate	0.37%	-0.13%	0.33%
Median Age	36.4	36.0	34.8
HOUSEHOLDS			
2010 Households	6,985	16,325	48,392
2020 Households	7,643	18,703	63,010
2025 Households	8,331	19,465	72,545
2025 Average Household Size	2.16	2.12	1.99
INCOME			
Average Household Income	\$132,054	\$171,919	\$159,976
Median Household Income	\$88,701	\$120,573	\$113,898
Per Capita Income	\$61,113	\$80,988	\$77,086
2025 POPULATION BY RACE/ETHNICITY			
White Alone	26.2%	42.2%	38.9%
Black Alone	60.0%	42.7%	45.1%
American Indian Alone	0.6%	0.4%	0.4%
Asian Alone	2.5%	3.5%	4.2%
Pacific Islander Alone	0.0%	0.1%	0.1%
Some Other Race Alone	3.7%	3.3%	3.7%
Two or More Races	7.1%	7.8%	7.7%
Hispanic Origin	8.0%	7.8%	8.3%
2025 POPULATION 25+ BY EDUCATIONAL ATTAINMENT			
Total	13,090	31,197	111,646
Less than 9th Grade	1.4%	1.3%	2.2%
9th - 12th Grade, No Diploma	6.2%	3.9%	4.5%
High School Graduate	14.3%	9.8%	10.2%
GED/Alternative Credential	3.3%	2.3%	3.7%
Some College, No Degree	17.0%	10.8%	10.1%
Associate Degree	2.1%	2.6%	3.3%
Bachelor's Degree	25.8%	28.9%	28.8%
Graduate/Professional Degree	29.9%	40.5%	37.1%
BUSINESS			
Total Business	445	1,166	6,813
Total Employees	5,288	11,507	142,229
Employment/Residential Population Ratio	0.290:1	0.270:1	0.940:1

Source: This infographic contains data provided by Esri (2025). © 2026 Esri





APARTMENTS[®] H STREET

FOR RETAIL LEASING, PLEASE CONTACT:

BRADLEY BUSLIK
240.482.3609
bbuslik@hrretail.com

MORGAN ARRUP
240.616.6081
marrup@hrretail.com

WASHINGTON, DC
3 Bethesda Metro Center | Suite 620
Bethesda, MD 20814

Telephone 301.656.3030

BALTIMORE, MD
2 Hamill Road | Suite 348W
Baltimore, Maryland 21210

Telephone 410.308.0800



www.hrretail.com

All renderings are AI generated and for illustrative purposes only. Information herein has been obtained from sources believed to be reliable. While we do not doubt its accuracy, we have not verified it and make no guarantee, warranty or representation about it. Independent confirmation of its accuracy and completeness is your responsibility, H&R Retail, Inc.