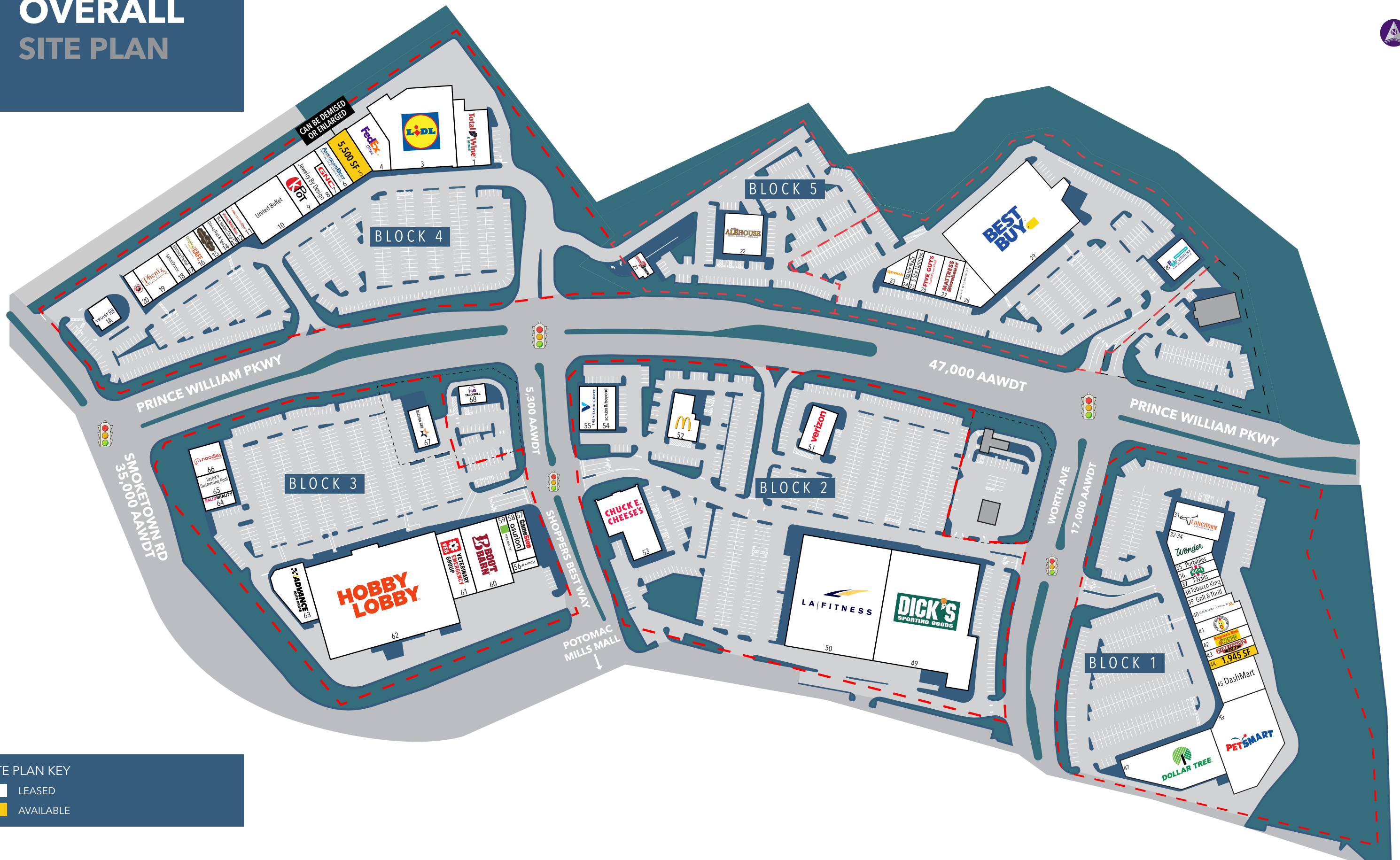


# OVERALL SITE PLAN



**SITE PLAN KEY**

- LEASED
- AVAILABLE

# BLOCK 1 SITE PLAN

| Space #      | Tenant Name          | Gross Floor Area (SF) |
|--------------|----------------------|-----------------------|
| 31           | Longhorn Steakhouse  | 5,820                 |
| 32-34        | Wonder               | 4,308                 |
| 35           | Portables            | 1,190                 |
| 36           | Rita's Italian Ice   | 1,600                 |
| 37           | T-Nails              | 1,205                 |
| 38           | Tobacco King         | 1,596                 |
| 39           | Grill & Thrill       | 1,600                 |
| 40           | Casual Male XL       | 3,203                 |
| 41           | Dave's Hot Chicken   | 3,500                 |
| 42           | America's Best Wings | 2,550                 |
| 43           | Firehouse Subs       | 1,955                 |
| <b>44</b>    | <b>AVAILABLE</b>     | <b>1,945</b>          |
| 45           | DashMart             | 6,364                 |
| 46           | PetSmart             | 19,837                |
| 47           | Dollar Tree          | 15,836                |
| <b>TOTAL</b> |                      | <b>72,506</b>         |



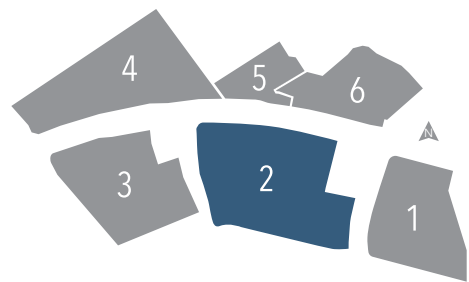
### SITE PLAN KEY

- LEASED
- AVAILABLE



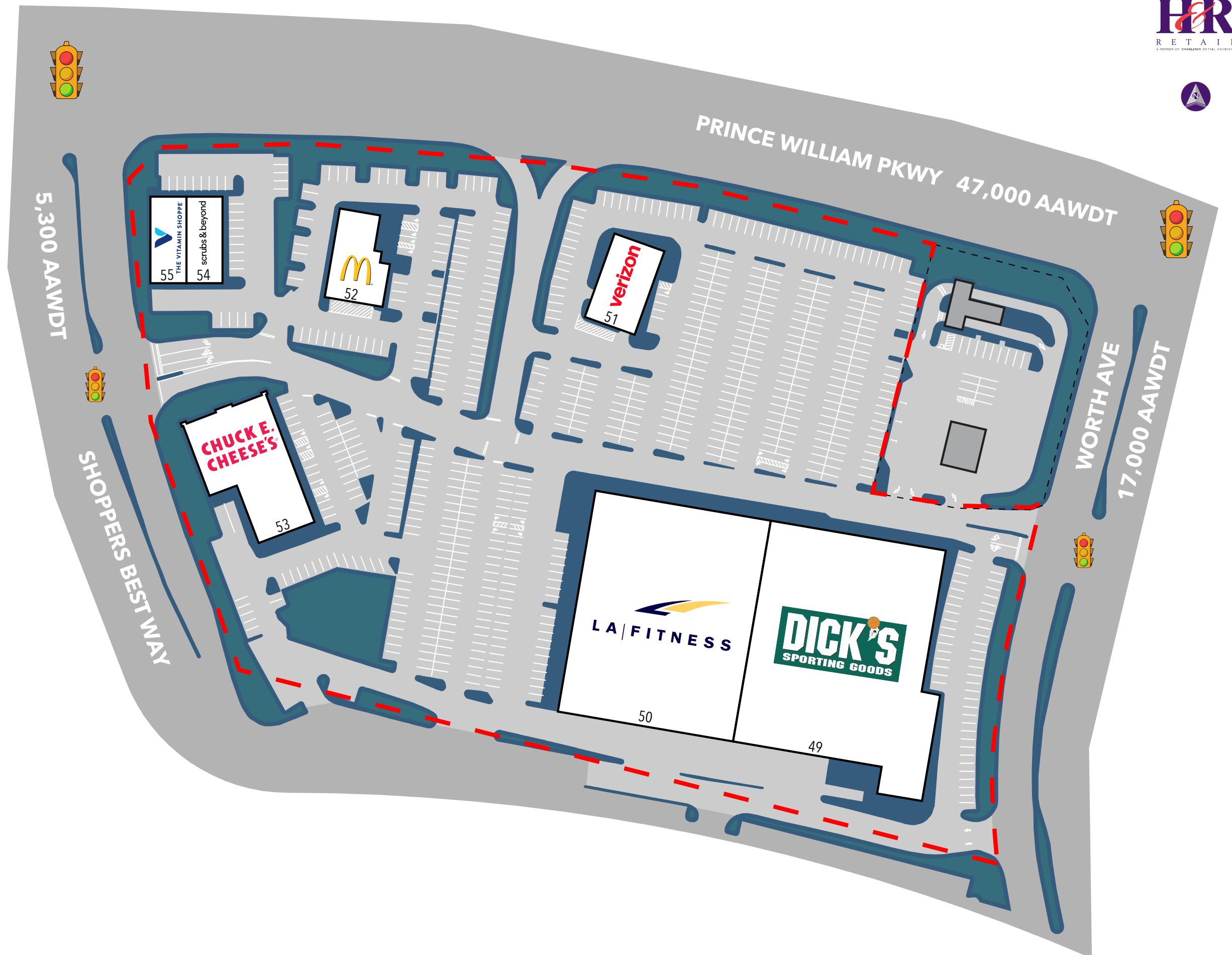
# BLOCK 2 SITE PLAN

| Space #      | Tenant Name           | Gross Floor Area (SF) |
|--------------|-----------------------|-----------------------|
| 49           | Dick's Sporting Goods | 57,437                |
| 50           | LA Fitness            | 47,328                |
| 51           | Verizon Wireless      | 6,000                 |
| 52           | McDonald's            | 4,365                 |
| 53           | Chuck E Cheese        | 13,000                |
| 54           | Scrubs & Beyond       | 3,500                 |
| 55           | Vitamin Shoppe        | 3,500                 |
| <b>TOTAL</b> |                       | <b>135,130</b>        |



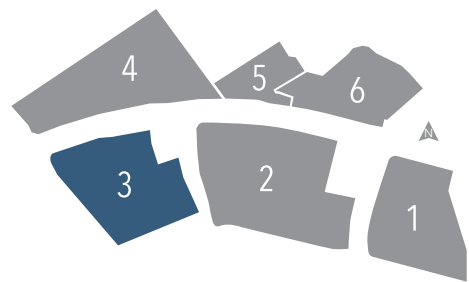
## SITE PLAN KEY

■ LEASED



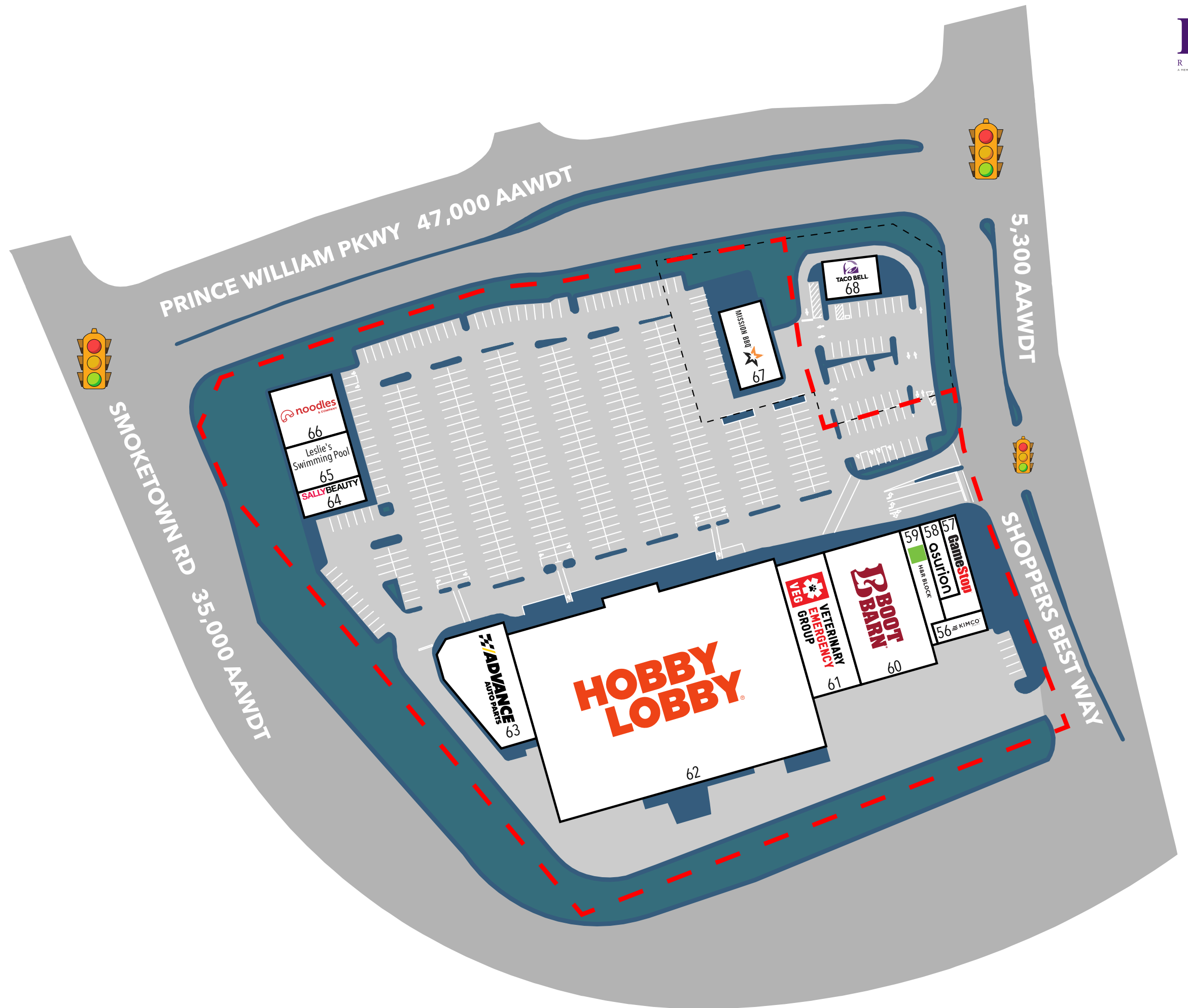
# BLOCK 3 SITE PLAN

| Space #      | Tenant Name                     | Gross Floor Area (SF) |
|--------------|---------------------------------|-----------------------|
| 56           | Kimco Office                    | 1,313                 |
| 57           | GameStop                        | 3,347                 |
| 58           | Asurion Tech Repair & Solutions | 1,258                 |
| 59           | H&R Block                       | 2,000                 |
| 60           | Boot Barn Western & Work Wear   | 12,000                |
| 61           | Veterinary Emergency Group      | 9,000                 |
| 62           | Hobby Lobby                     | 63,971                |
| 63           | Advance Auto Parts              | 8,571                 |
| 64           | Sally Beauty                    | 1,960                 |
| 65           | Leslie's Swimming Pool          | 4,500                 |
| 66           | Noodles & Company               | 3,500                 |
| 67           | Mission BBQ                     | 4,250                 |
| 68           | Taco Bell                       |                       |
| <b>TOTAL</b> |                                 | <b>115,690</b>        |



## SITE PLAN KEY

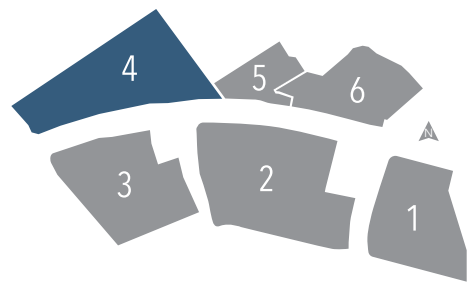
■ LEASED





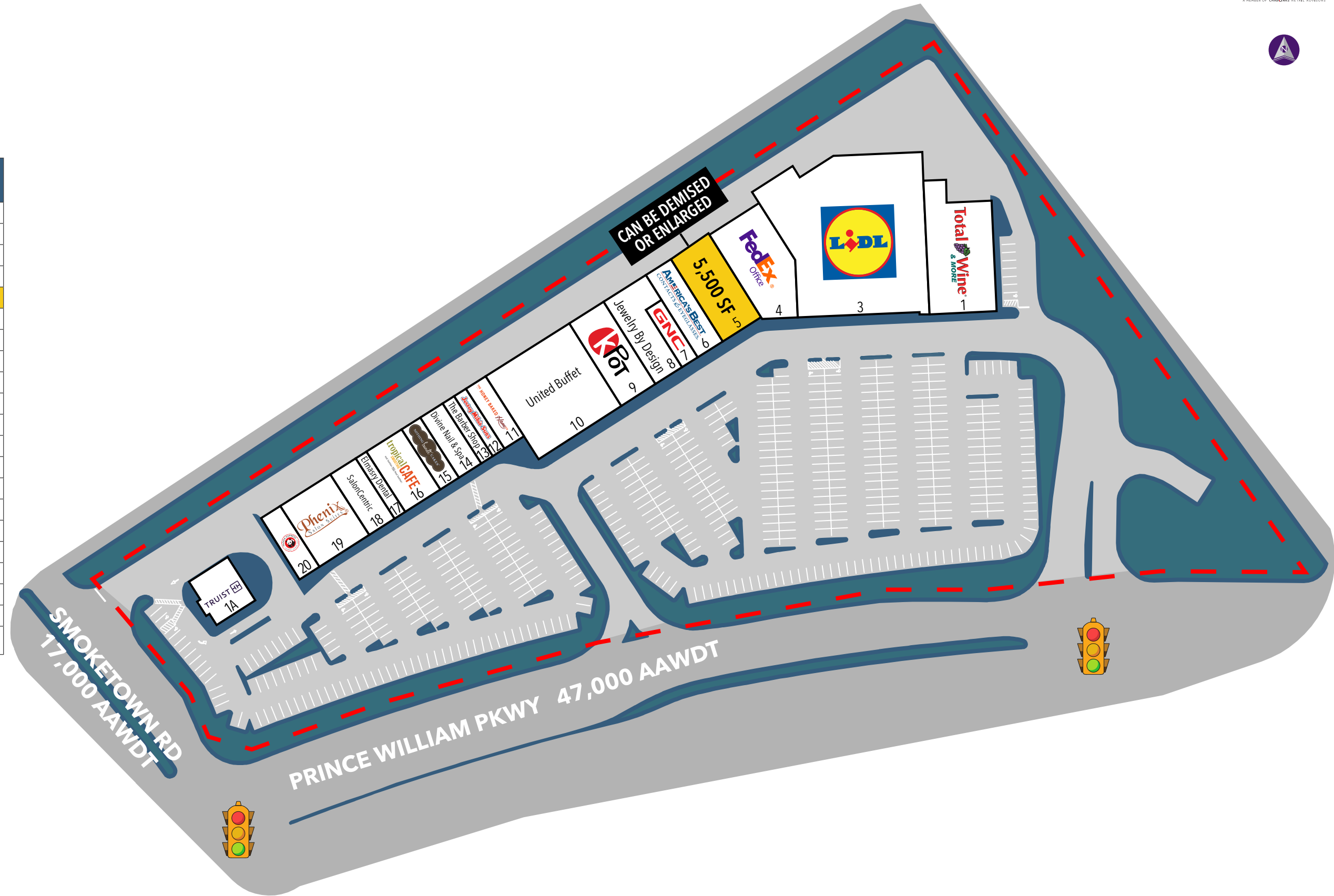
# BLOCK 4 SITE PLAN

| Space #      | Tenant Name                        | Gross Floor Area (SF) |
|--------------|------------------------------------|-----------------------|
| 1            | Total Wine                         | 12,593                |
| 1A           | Truist Bank                        | 3,110                 |
| 3            | Future Grocery Store               | 24,510                |
| 4            | FedEx Office                       | 7,338                 |
| <b>5</b>     | <b>AVAILABLE - CAN BE ENLARGED</b> | <b>5,500</b>          |
| 6            | America's Best Contacts & Eye      | 4,400                 |
| 7            | GNC                                | 1,326                 |
| 8            | Jewelry By Design                  | 4,588                 |
| 9            | K-Pot Korean BBQ & Hotpot          | 5,032                 |
| 10           | United Buffet                      | 10,991                |
| 11           | HoneyBaked Ham                     | 2,400                 |
| 12           | Jersey Mike's Subs                 | 1,200                 |
| 13           | The Barber Shop                    | 1,200                 |
| 14           | Divine Nail & Spa                  | 2,400                 |
| 15           | Nothing Bundt Cakes                | 1,981                 |
| 16           | Tropical Smoothie Cafe             | 2,833                 |
| 17           | Elmasy Dental                      | 1,594                 |
| 18           | SalonCentric                       | 2,914                 |
| 19           | Phenix Salon Suites                | 5,000                 |
| 20           | Panda Express                      | 2,085                 |
| <b>TOTAL</b> |                                    | <b>102,995</b>        |



**SITE PLAN KEY**

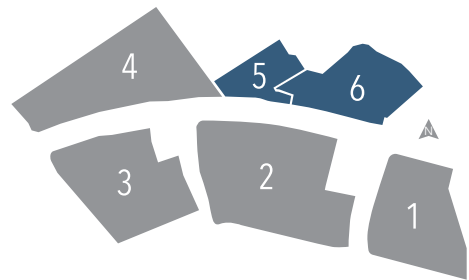
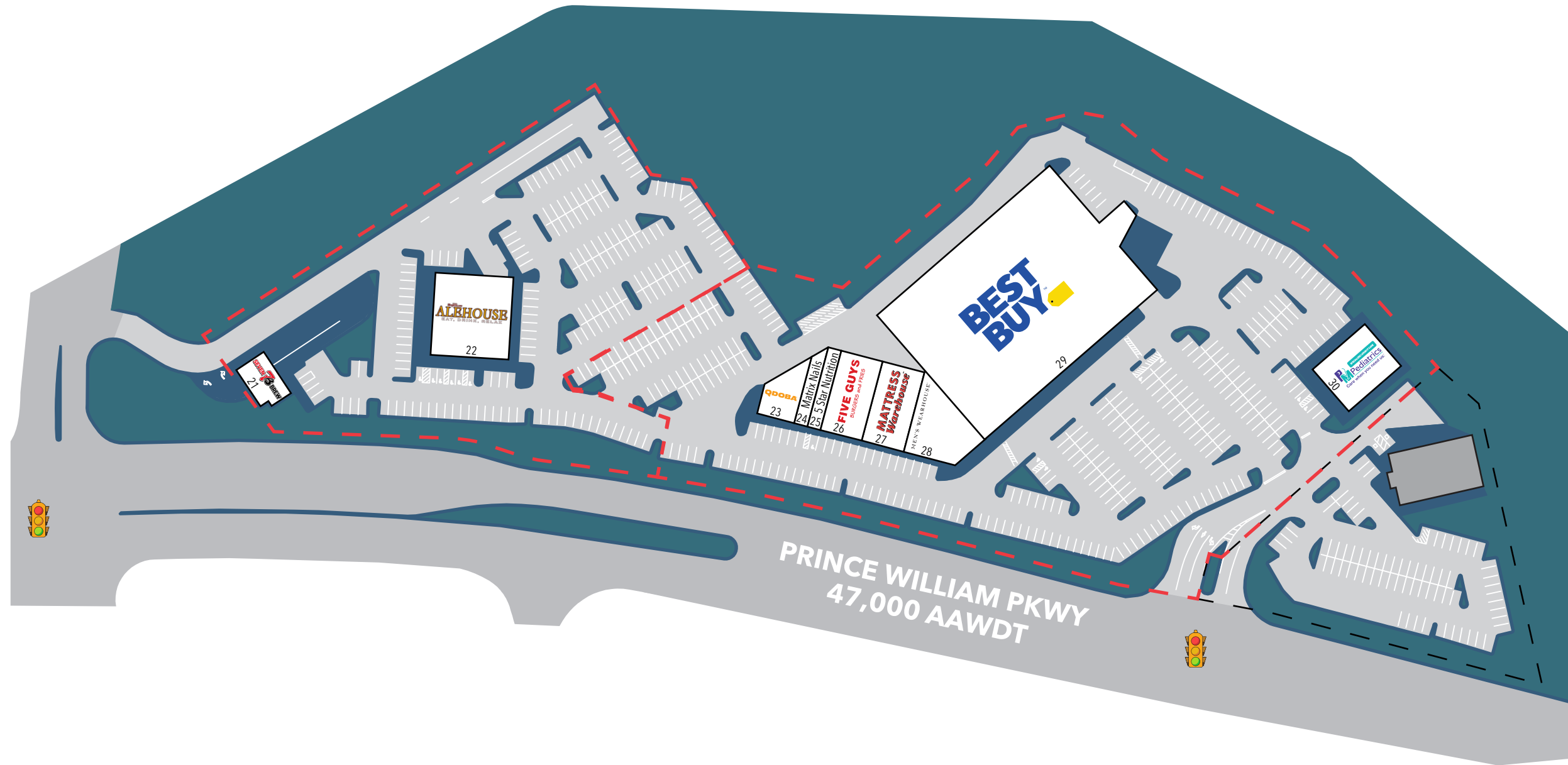
- LEASED
- AVAILABLE





# BLOCK 5&6 SITE PLAN

| Space #      | Tenant Name                 | Gross Floor Area (SF) |
|--------------|-----------------------------|-----------------------|
| 21           | 7 Brew                      | 2,000                 |
| 22           | Bungalow Billiards          | 7,716                 |
| 23           | Qdoba Mexican Grill         | 2,949                 |
| 24           | Matrix Nails                | 1,332                 |
| 25           | 5 Star Nutrition            | 1,350                 |
| 26           | Five Guys Burgers and Fries | 4,200                 |
| 27           | Mattress Warehouse          | 4,285                 |
| 28           | Men's Wearhouse             | 4,476                 |
| 29           | Best Buy                    | 45,972                |
| 30           | PM Pediatrics               | 4,500                 |
| <b>TOTAL</b> |                             | <b>78,780</b>         |



**SITE PLAN KEY**

■ LEASED