

Merriweather District



Howard Hughes

HR
RESEARCH
AND ANALYSIS



DOWNTOWN Columbia MD

Located between DC and Baltimore and consistently ranked one of the best places to live, Columbia is home to many large corporations, educational and research institutions as well as one of the most educated workforces in the nation. Merriweather District serves as the walkable town center for Columbia and benefits from consistent foot traffic and visitors provided by the surrounding residential communities, office and multifamily as well as Merriweather Post Pavilion.

Merriweather District

RETAIL

- Juniper: 47,000 SF
- Marlow: 32,000 SF
- 6100 Merriweather: 12,433 SF
- Busboys & Poets: 10,638 SF

TOTAL: 102,071 SF

RESIDENTIAL

- Juniper: 380
- Marlow: 472

TOTAL: 852 UNITS

OFFICE

- 6100 Merriweather Drive: 320,000 SF
- One Merriweather: 210,000 SF
- Two Merriweather: 130,000 SF

TOTAL: 660,000 SF



GATHERING SPACES



412k

VISITS IN 2024

46

SCHEDULED
EVENTS IN 2024

113min

AVG. DWELL TIME

SIGNATURE REOCCURRING EVENTS:



Earth Day Celebration (April)



Books in Bloom (May)



Summer Fitness Series



Amped in the Park (June-August)



Good Kid-izen (June-August)



Movie Nights (September)

TRADE AREA & DEMOGRAPHICS



COLUMBIA, MARYLAND

2024 Demographic Profile

5 Mile Radius



KEY FACTS

198,044
Population

39.4
Median Age

74,175
Households

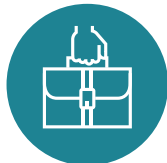


EDUCATION

9.6%
High School Diploma

30.9%
Bachelor's Degree

36.2%
Graduate/Professional Degree



BUSINESS

9,069
Total Businesses

203,520
Daytime Population

446
Food & Drinking Places



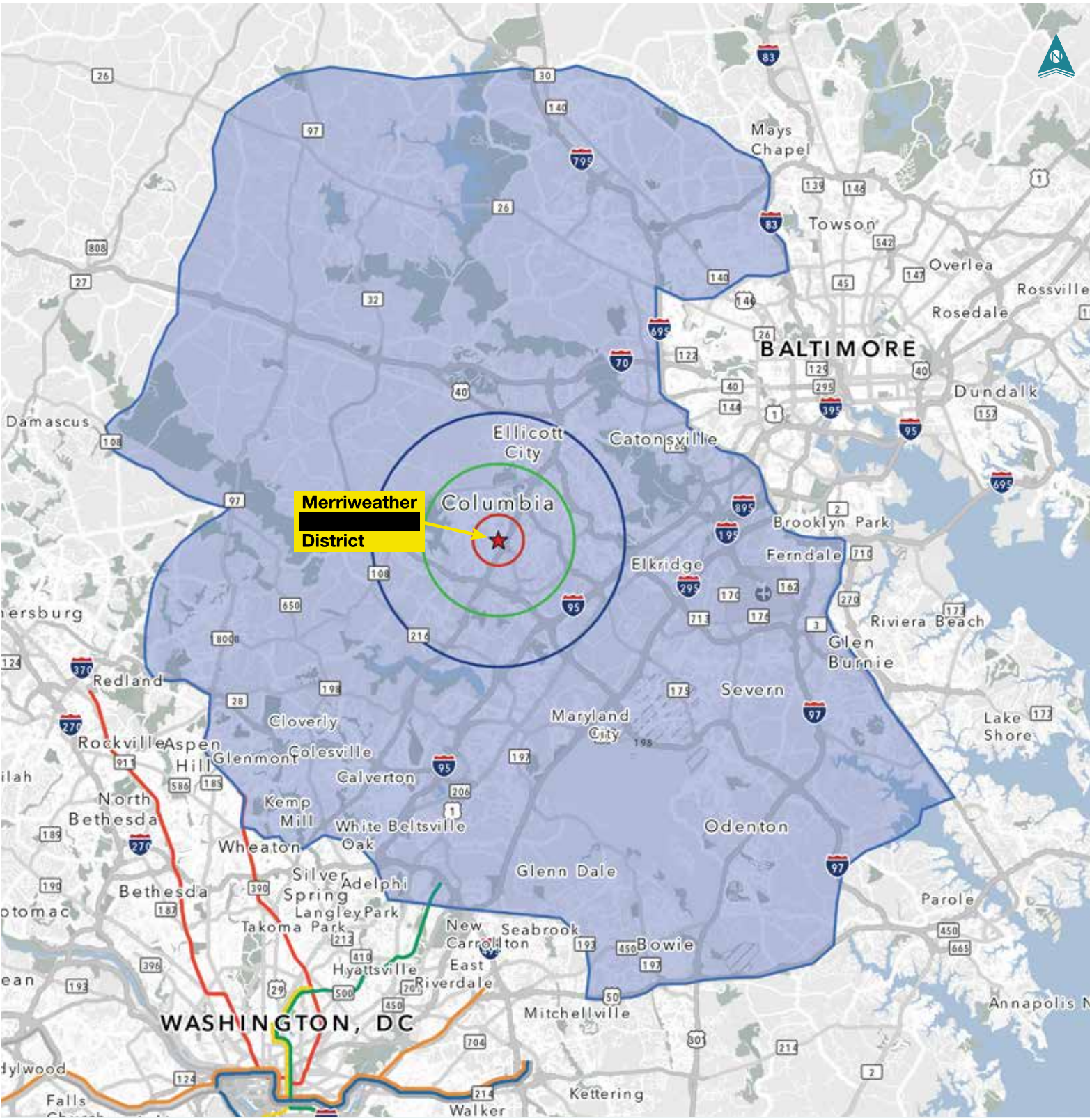
INCOME

\$143,824
Median Household

\$70,623
Per Capita

\$189,286
Average Household

Source: 2024 and 2029 Esri Forecasts. Converted Census 2000 data into 2010 geography. Lat/Lon: 39.20602/-76.86331



Trade Area

792.77 square miles. Polygon data provided by Placer Labs Inc. (www.placer.ai)

1,199,280
Population

38.9
Median Age

438,164
Households

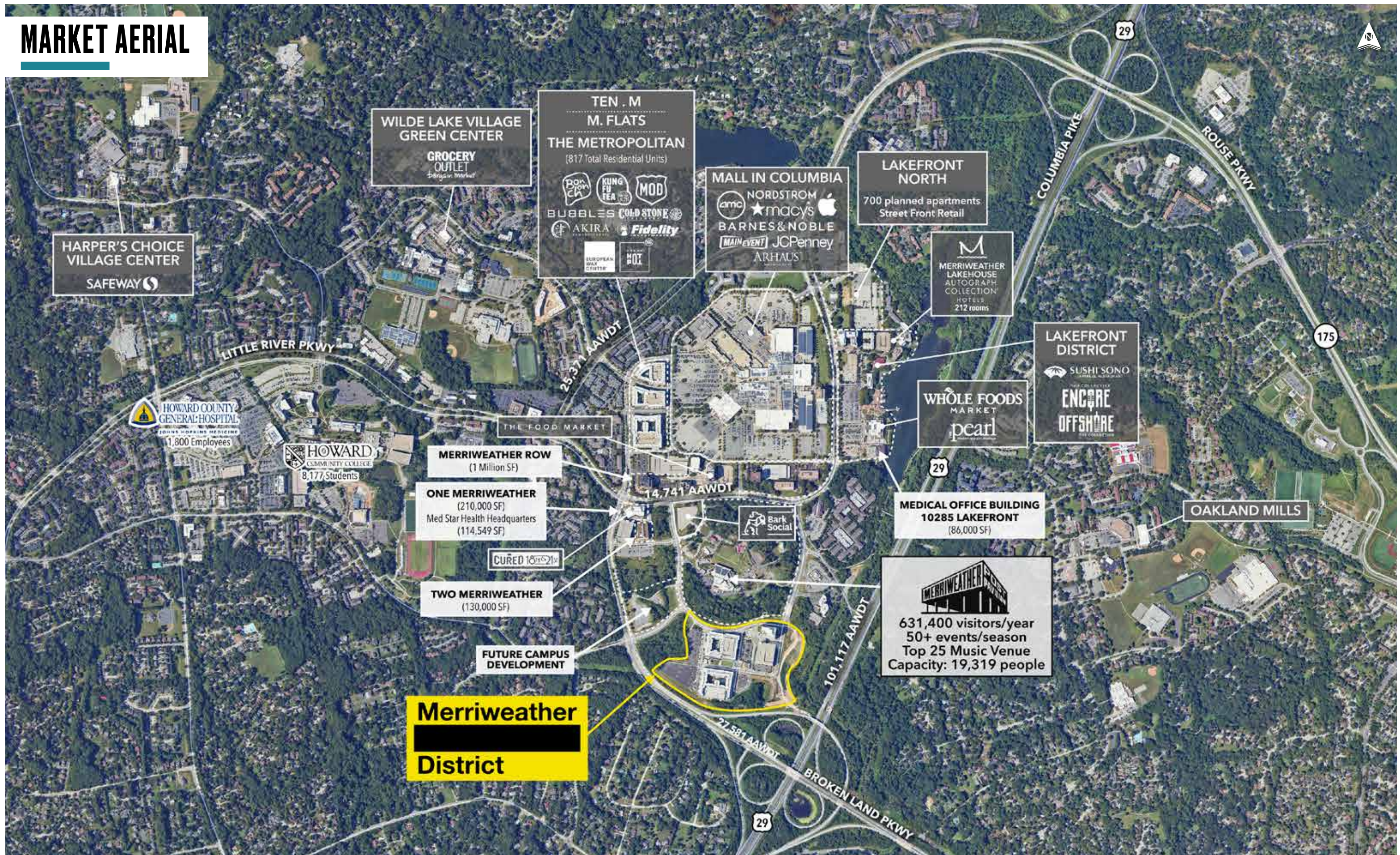
\$156,255
Average Household

\$113,376
Median Household

60.9%
Education
(College Degree +)

Source: 2024 and 2029 Esri Forecasts. Converted Census 2000 data into 2010 geography. Lat/Lon: 39.20602/-76.86331

MARKET AERIAL



CLOSE IN AERIAL

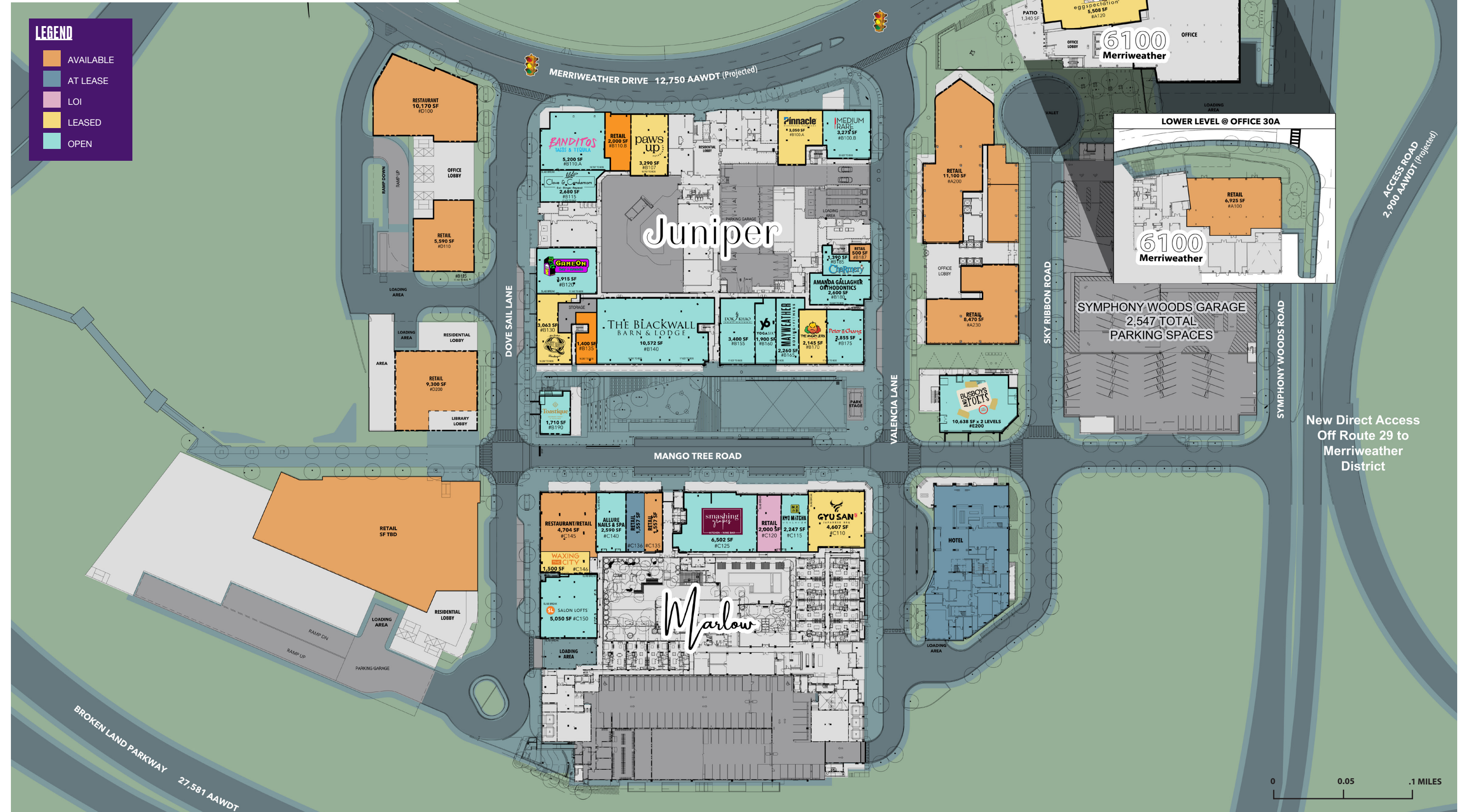


SITE PLAN: MERRIWEATHER DISTRICT



FUTURE

SITE PLAN: MERRIWEATHER DISTRICT




FEATURED RESTAURANTS



FEATURED RETAIL SERVICES



FEATURED COMING SOON





Merriweather District

For Retail Leasing, Please Contact:

Ray Schupp

240.482.3611 (direct)
rschupp@hrretail.com

Suzanne Katz

410.308.6356 (direct)
skatz@hrretail.com

Sean Harcourt

240.482.3606 (direct)
sean@hrretail.com



3 Bethesda Metro Center
Suite 620
Bethesda, MD 20814
Telephone: 301.656.3030

Howard Hughes

10960 Grantchester Way
Suite 110
Columbia, MD 21044
Telephone: 410.964.4800